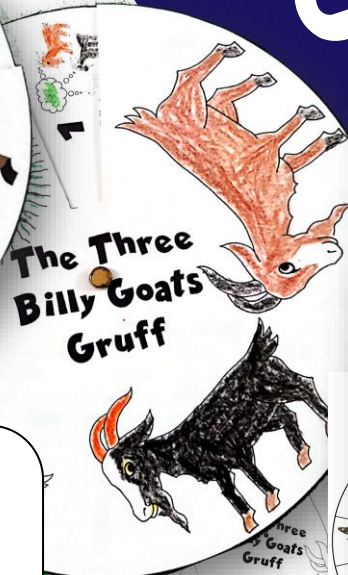


The Three Billy Goats

Story Wheel Craft



- ✓ Use in story retelling
- ✓ Practise key language from the story
- ✓ Includes activity procedures for interactive practice

Top wheel

Cut round circle and cut out segment. Punch hole in the centre and affix to bottom wheel with a butterfly clip.



Top wheel


Cut round circle and cut out segment. Punch hole in the centre and affix to bottom wheel with a butterfly clip.



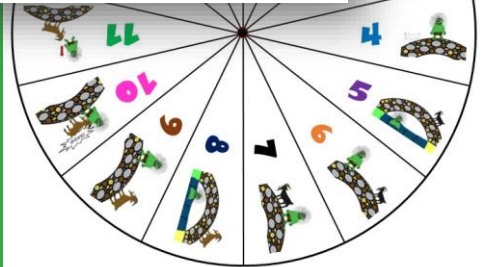
Print and assemble

Bottom wheel

Cut round circle and punch hole in the centre. Affix to top wheel with a butterfly clip.

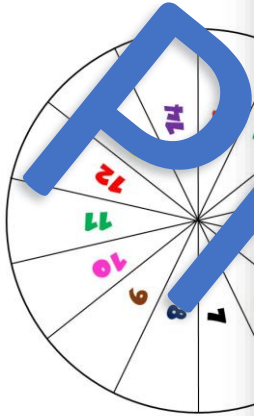


with a butterfly clip.



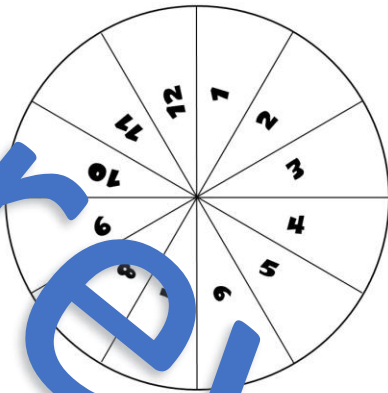
Find and stick - bott

Cut round the circle. Use the find and stick pictures to



Find and stick - bottom wheel

Cut round the circle. Use the find and stick pictures to complete the story wheel.



© Kids Club English 2023. All rights reserved.
www.kidsclubenglish.com

© Kids Club English 2023. All rights reserved.
www.kidsclubenglish.com

Cut and
paste -
sequence
and
assemble

Find and stick pictures 2 - multiple copy sets




Find and stick pictures - im

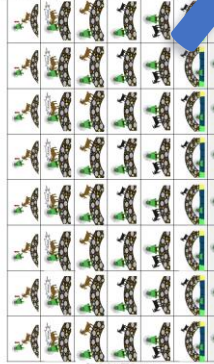
Give to individual students to cut themselves or pre-cut for



Find and stick pictures 1 - n



Find and stick pictures 2 - multiple copy sets



Find and stick pictures 2 - multiple copy sets



Includes comprehensive learning objectives, links to supplementary resources and activity suggestions to maximise language use and fun.

