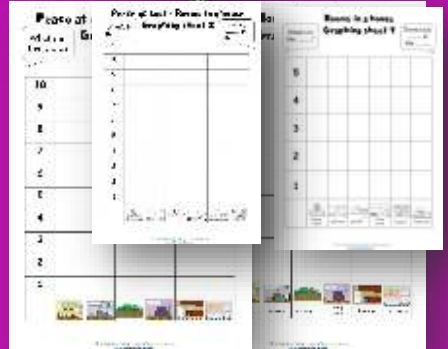


Graphing dice and sheets

Rooms in a house

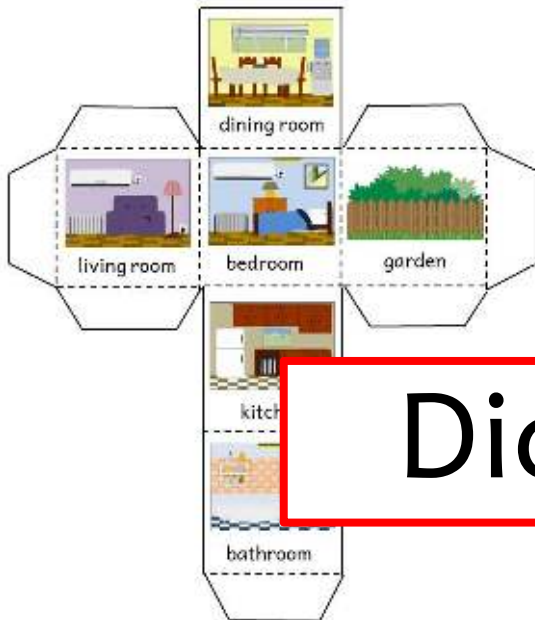


- ✓ Practise house and home vocabulary
- ✓ Talk about objects and furniture
- ✓ Practise story phrases
- ✓ Practise maths skills
- ✓ Complements Peace at Last



Rooms in a house Graphing dice

Cut out the dice template. Fold along the dotted lines and glue / tape together.



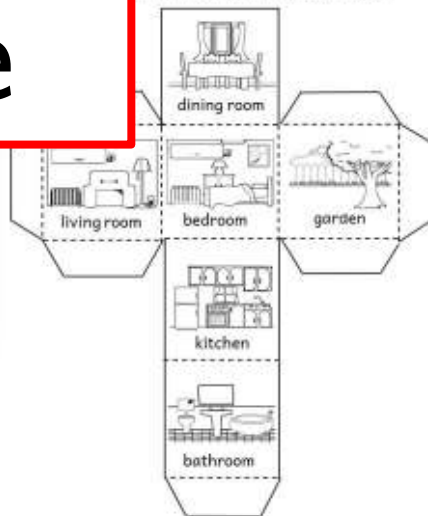
© 2014 Kids Club English
www.kidsclubenglish.com

Use on their
own or with
the graphing
sheets

Dice

Rooms in a house Graphing dice

Cut out the dice template. Fold along the dotted lines and glue / tape together.






© 2014 Kids Club English
www.kidsclubenglish.com

Rooms in a house Graphing sheet 1

What's in
the

There's (a)
..... in
the

5					
4					
3					
2					
1	 dining room	 bedroom	 garden		







© Kids Club English 2016. All rights reserved.
www.kidsclubenglish.com

Roll, speak,
colour.

Graphing
sheet with
words

Rooms in a house Graphing sheet 1

There's (a)
..... in
the

3						
2						
1						
	 dining room	 bedroom	 garden	 living room	 kitchen	 bathroom







© Kids Club English 2016. All rights reserved.
www.kidsclubenglish.com

Race to the
top!

Peace at Last - Rooms in a house
Graphing sheet 2

What's in
the.....?

There's (a)
..... in
the.....

10						
9						
8						
7						
6						
5						
4						
3						
2						
1						
						

© 2004 C. J. King for CLE, a 501(c)(3) non-profit
www.kidsclubenglish.com

When you don't
want the kids to
read the words.

Graphing
sheet without
words

Peace at Last - Rooms in a house
Graphing sheet 2


There's (a)
..... in
the.....

© 2004 C. J. King for CLE, a 501(c)(3) non-profit
www.kidsclubenglish.com

10 squares
for a longer
game.

Includes links to supplementary resources and activity ideas to maximise language use and fun.



Thank you for purchasing this packet. Every resource will help bring to reality your aspirations, as shared opportunities (especially in class) for quality. So, feel confident along this journey.

From **Kids Club English**

TEACHERS: This resource is designed for the classroom. It is a great tool for your students to use in class. It is a great tool for your students to use in class. It is a great tool for your students to use in class.

STUDENTS: This resource is designed for the classroom. It is a great tool for your students to use in class. It is a great tool for your students to use in class. It is a great tool for your students to use in class.

Copyright

Permission is granted to reproduce this resource for personal or classroom use, provided the original author is credited. No other permission is granted. This resource is not to be distributed, sold, or otherwise used in any way without the express written consent of the author. For more information, please contact the author at www.kidsclubenglish.com.

Illustrations + Fonts

Many thanks to the generous contributors of the illustrations and fonts used in this resource.

The illustrations are from www.dreamstime.com.

www.kidsclubenglish.com

www.facebook.com/kidsclubenglish

www.instagram.com/kidsclubenglish

Rooms in a house
Dice and Graphing sheets

There are four pages available to download from separating the resources into individual files for you, so that you can use them in a way that suits you best. You can also use them as a whole to create a fun activity for your class.

1. **Room Labels** - This page contains a list of rooms in a house and their functions. It is a great tool for your students to use in class. It is a great tool for your students to use in class. It is a great tool for your students to use in class.

2. **Room Labels** - This page contains a list of rooms in a house and their functions. It is a great tool for your students to use in class. It is a great tool for your students to use in class. It is a great tool for your students to use in class.

3. **Room Labels** - This page contains a list of rooms in a house and their functions. It is a great tool for your students to use in class. It is a great tool for your students to use in class. It is a great tool for your students to use in class.

4. **Room Labels** - This page contains a list of rooms in a house and their functions. It is a great tool for your students to use in class. It is a great tool for your students to use in class. It is a great tool for your students to use in class.

Instructions:

1. Roll the dice and place the corresponding room label on the board.
2. Roll the dice and place the corresponding room label on the board.
3. Roll the dice and place the corresponding room label on the board.
4. Roll the dice and place the corresponding room label on the board.

Graphing sheet:

Roll the dice and place the corresponding room label on the board. Roll the dice and place the corresponding room label on the board. Roll the dice and place the corresponding room label on the board. Roll the dice and place the corresponding room label on the board.