

Meg and Mog

Activity Pack



Learning language
through stories
and craft

Use with the
story **OR** on
its own

**Kids
Club
English**
Sing, Play, Make, Learn

www.kidsclubenglish.com
www.facebook.com/storyclubenglish

Contents

1. Possible language focus	p3
2. Numbers jigsaw	
Activity suggestions	p4
- Meg and Mog flying scene - numerals 1-10	p5-6
- Meg and Mog cauldron scene - numerals 1-10	p7-8
- Meg and Mog cauldron scene - numerals 1-20	p9-10
- Meg and Mog cauldron scene - numerals and words 1-10	p11-12
3. Find and stick cauldron craft	
Activity suggestions	p13
- Craft models	p14
- Cauldron worksheet	p15-16
- Find and stick pictures	p17-20
4. Bingo games and craft	
Activity suggestions	p21
- Animals and clothes- small boards	p22-29
- Animals and clothes - large boards	p30-46
- Blank boards - create your own board	p47-50
- Animals and clothes images - create your own board	p51-52
5. Stick puppets	
Activity suggestions	p53
- Puppet templates	p54-59
6. Matching cards	
Activity suggestions	p60
- Matching cards - animals	p61-62
- Matching cards - food	p63
- Matching cards - clothes	p64
- Matching cards - halloween	p65-66
- Card backs	p67
7. Mini-cards	
Activity suggestions	p68
- Picture mini-cards - animals	p69
- Picture mini-cards - food and clothes	p70
- Picture mini-cards - halloween	p71
- Picture card backs	p72
- Word mini-cards - animals	p73
- Word mini-cards - food and clothes	p74-75
- Word mini-cards - halloween	p76-77
- Word card backs	p78
8. Flashcards	
Activity suggestions	p79
- A5 Flashcards	p80-117
- A5 Flashcards card backs	p118-119
- A4 Flashcards	p120-193
- A4 Flashcards card backs	p194-195

Possible language focus

This pack is designed to complement the story 'Meg and Mog'. There are many vocabulary topics that you could focus on through this story and the related materials. The main groups are animals, clothes, food, Halloween vocabulary and daily routines. However, the activities that follow could incorporate a wide variety of language practice that moves beyond word level.

- **Animals:**

cat, owl, spider, frog, beetle, worm, bat, mouse, snake, fly, dog, lizard

- **Clothes:**

cloak (cape), shoes, hat, T-shirt, trousers/pants, stockings/socks

- **Food:**

eggs, bread, cocoa, fish, jam, milk

- **Halloween vocabulary:**

witch, ghost, vampire, skeleton, devil, pumpkin lantern/Jack-o-lantern, cauldron, broomstick, werewolf, zombie, haunted house, night

- **Daily routine language:**

wake up, get up, get dressed, put on (clothes), make breakfast, have breakfast, go out, see friends, go home

- **Countable / Uncountable - singular / plural**

e.g. It's a fish. They're eggs. It's milk.
It's a hat. They're trousers.

- **Craft/Game instructions and play:**

Fold the paper. Turn it over. Fold it back.
Choose a colour. Choose a number. Choose an animal.
Roll the dice. Spin.
Colour ___ (blue)

Can I have (the frog)? Can I have number (4)?
I'm finished. Can I have...? Yes, you can. Here you are. Thank you.
You're welcome.
Can you see? I can see...
Where's the? Here it is. Over there. It's here.

It's my turn. It's your turn.

How many.....have you got? I've got.....
How many.....are there? There are/ There is....
What is it? It's a... / What are they? They're

Numbers Jigsaw

Meg and Mog Numbers

Activities and tasks are written on the left side of the page. The first page is the introduction page.

Activity suggestions:

1. **Number 1**
 - Use the number 1 to make the number, whole or part.
 - Use the number 1 to make the number, whole or part.
 - Use the number 1 to make the number, whole or part.
2. **Number 2**
 - Use the number 2 to make the number, whole or part.
 - Use the number 2 to make the number, whole or part.
 - Use the number 2 to make the number, whole or part.
3. **Number 3**
 - Use the number 3 to make the number, whole or part.
 - Use the number 3 to make the number, whole or part.
 - Use the number 3 to make the number, whole or part.
4. **Number 4**
 - Use the number 4 to make the number, whole or part.
 - Use the number 4 to make the number, whole or part.
 - Use the number 4 to make the number, whole or part.

The jigsaw pieces feature illustrations of Meg and Mog, a witch, a cat, a frog, and various Halloween-themed objects like a broom, a cauldron, and a moon. The pieces are numbered 1 through 20.

Cauldron find and stick craft

Meg and Mog Find and stick craft

What's cooking?

Find and stick pictures


This section includes a large illustration of a cauldron with a witch and a cat. A thought bubble asks "What's cooking?". Below this is a grid of 100 small images for a "find and stick" activity. The images are arranged in 10 rows and 10 columns, featuring various items like a frog, a hat, a can, a bird, a worm, a leaf, a flower, a shell, a rabbit, and an apple. The text "Find and stick pictures" is written above the grid.

Meg and Bingo games


There are a variety of bingo games available, covering a range of subjects. This activity is suitable for children aged 4-6 years. It is a fun and interactive way to learn and practice their spelling and reading skills. The game is suitable for use in a classroom or at home. It is a great way to make learning fun and interactive.

Activity suggestions:

- 1. Before you play**
 - Read the words on the board.
 - Large board to use for the game.
 - Mark boards to make your own.
- 2. Play bingo**
 - Depending on the age and ability of the children playing, you can play the game in a variety of ways. You can play the game with a large board and small boards, or you can play the game with small boards only.
- 3. Make and use (E)AOI board**
 - Use the words on the board to make a board.
 - Use the words on the board to make a board.
 - Use the words on the board to make a board.



Bingo games and craft



Meg and stick pup

There are both cut-out and stick pup versions of this activity. It is a fun and interactive way to learn and practice their spelling and reading skills. The game is suitable for use in a classroom or at home. It is a great way to make learning fun and interactive.

Activity suggestions:

- 1. Making the puppets**
 - Cut out the puppets.
- 2. For use in the activity**
 - Use the puppets to make a board.

Meg and stick pup



Meg and Mog stick puppets



Meg and Mog stick puppets




Meg and Mog stick puppets



Stick puppets





Mini-Cards and Matching cards



Flashcards

Detailed activity suggestions for every craft.

Black and white versions included.

Learning language through stories and craft

