


Elmer the elephant Activity Pack



Learning language
through stories
and craft

Use with the
story **OR** on
its own

 **Kids
Club
English**
Sing, Play, Make, Learn

www.kidsclubenglish.com
www.facebook.com/storyclubenglish



Contents

1. Possible language focus	p3
2. Storytelling cards	- Activity suggestions p4
- Storytelling cards	p5-26
3. Colouring sheets	- Activity suggestions p27
- Colour patchwork Elmer	p28
- Design your own Elmer	p29
- Colour by numbers: Look, find and colour	p30
- Colour by numbers: Colour the numbers then look, find, colour	p31
- Colour by numbers: Read, colour, look, find, colour	p32
4. Colour and count	- Activity suggestions p33
- Colour and count	p34
5. Elmer finger puppets	- Activity suggestions p35
- Model examples	p36
- Blank Elmer templates	p37
- Patch Elmer templates	p38
- Coloured + patch Elmer template	p39
6. Jigsaw	- Activity suggestions p40
- Jigsaw scene 1 (numbers 1-10)	p41
- Jigsaw scene 2 (numbers 1-10)	p42
- Jigsaw scene 2 (numbers 1-20)	p43
7. Fortune teller	- Activity suggestions p44
- Model examples	p45
- Adjectives and patterns	p46
- Adjectives	p47
- Patterns	p48
- Colour words	p49
- Blank template	p50
8. Stick puppets	- Activity suggestions p51
- Colour puppets	p52-55
- Black and White puppets	p56-58
9. Write and draw	- Activity suggestions p59
- Writing only template	p60
- Write and draw template	p61
- Draw / free style template	p62
- Write and draw Elmer comparison	p63
10. Matching cards	- Activity suggestions p64
- Matching cards	p65-67
11. Mini-cards	- Activity suggestions p68
- mini-cards	p69-74
12. Flashcards	- Activity suggestions p75
- flashcards	p76-127

Possible language focus

This pack is designed to complement the story 'Elmer'. The main discrete items focused on are colours, adjectives of description and patterns but the language practised should not be limited to these discrete items. The activities that follow could incorporate a wide variety of language practice that moves beyond word level. There are also activities which would be suited to older children and/or children whose first language is English. This pack could also be used to teach other languages apart from English. Of course, if you intend to teach literacy in another language, the text can be easily edited.

- **Colours:**

blue, brown, green, orange, purple, red, white, yellow, black, pink, grey, multi-coloured

- **Adjectives of description:**

tall, small, old, fat, thin

- **Patterns:**

stipey/striped, spotty/spotted, hearts, checks/checked, tartan, flowery, starry/starred

- **Animals:**

zebra, crocodile, tortoise / turtle, lion, tiger, hippo

- **Story phrases:**

He wanted to be the same; He didn't want to be red; He didn't want to be blue; He had an idea; I have an idea; What a surprise!; They loved Elmer; He was happy; They were happy; He was sad; He was special; I'm special

- **What is it? It's a...**

- **Can you see? I can see..**

- **Where's (the)...? Here it is. It's here. Over there.**

- **Numbers (1-10 / 1-20)**

- **Request language**

Can I have...? Yes, you can. Here you are. Thank you. You're welcome.

- **Game instructions and play:**

Fold the paper. Turn it over. Make a triangle. Make a square.

Choose a colour. Choose a number. Choose an animal.

Can I have (the monkey)? Can I have number (4)?

I'm finished. Colour ___(blue)



Storytelling cards

(including interactive storytelling prompts on card backs)



Elmer the elephant

Colouring sheets

- Activity suggestions:
1. Use the Elmer the elephant cut-out to make a puppet. Use a string to attach it to a stick.
 2. Use the Elmer the elephant cut-out to make a puppet. Use a string to attach it to a stick.
 3. Use the Elmer the elephant cut-out to make a puppet. Use a string to attach it to a stick.
 4. Use the Elmer the elephant cut-out to make a puppet. Use a string to attach it to a stick.
 5. Use the Elmer the elephant cut-out to make a puppet. Use a string to attach it to a stick.

Elmer the elephant

Elmer

Elmer the elephant

Elmer finger puppets - 1

Elmer finger puppets

Finger puppets

Finger puppets


Finger puppets

Elmer colour and count


Colour and count



Jigsaws



- 1
- 2
- 3
- 4
- 5
- 6
- 7
- 8
- 9
- 10
- 11
- 12
- 13
- 14
- 15
- 16
- 17
- 18
- 19
- 20



Detailed activity suggestions for every craft.

Black and white versions included.

Learning language through stories and craft

Storytelling cards included



www.kidsclubenglish.com
www.facebook.com/storyclubenglish